


Instructions for eLearning

If you have any problems with using the eLearning, please contact Georgina on 020 7443 2225 or georgina.mutton@annafreud.org

NB This eLearning module works best in Internet Explorer. Please ensure you have the most recent browser version/update to get the best learning experience.

1. Go to: <http://elearning.corc.uk.net/>
2. Click on 'Log in' (top right hand corner):



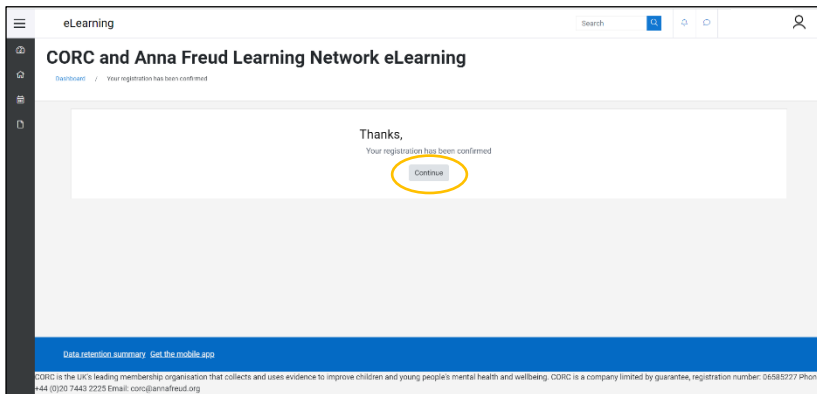
3. Under 'Is this your first time here?' click 'Create new account':

4. Fill in your details and click 'Create my new account'.

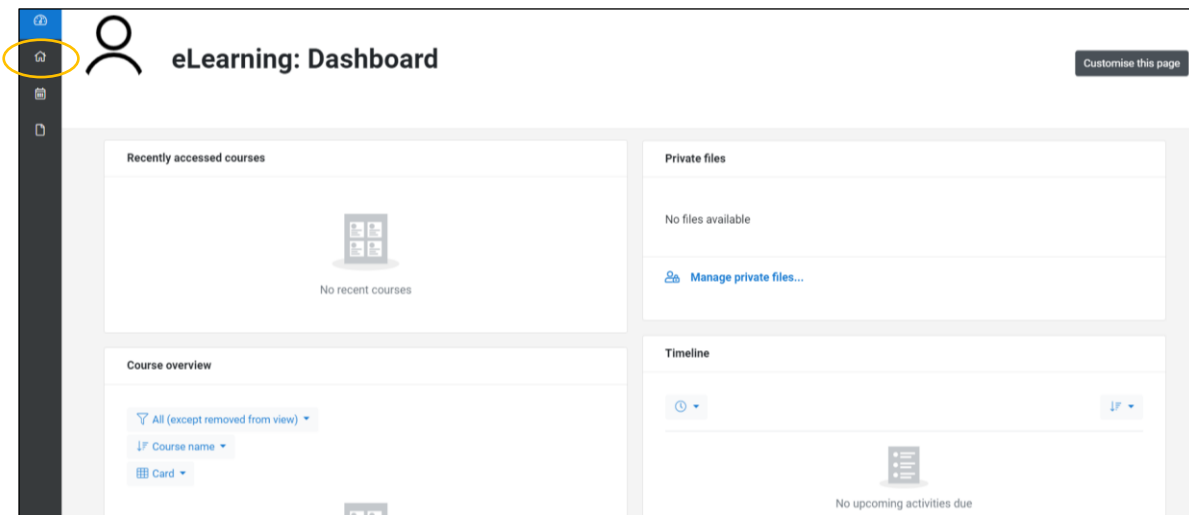
NB The details you enter under 'First name' and 'Surname' will be what are shown on your certificate.

5. Check your email account for an email with a confirmation link. This email will be from 'HowToMoodle Support (via eLearning)' and the subject heading will be 'CORC and Anna Freud Learning Network eLearning: account confirmation'.

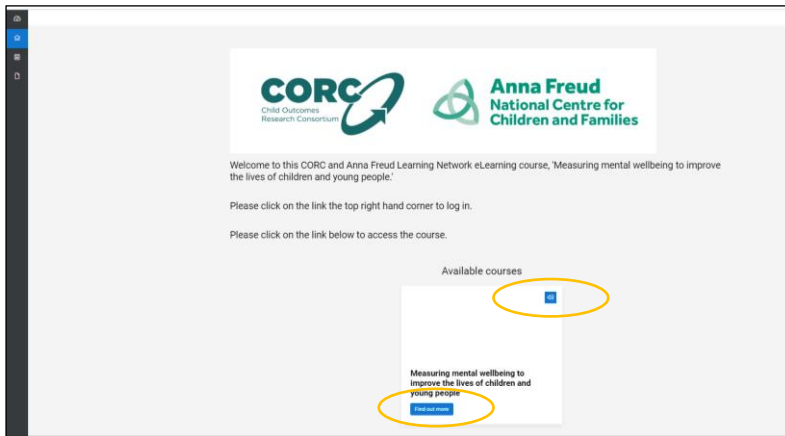
6. Click on the activation link to confirm and activate your account. This should take you to this confirmation page:



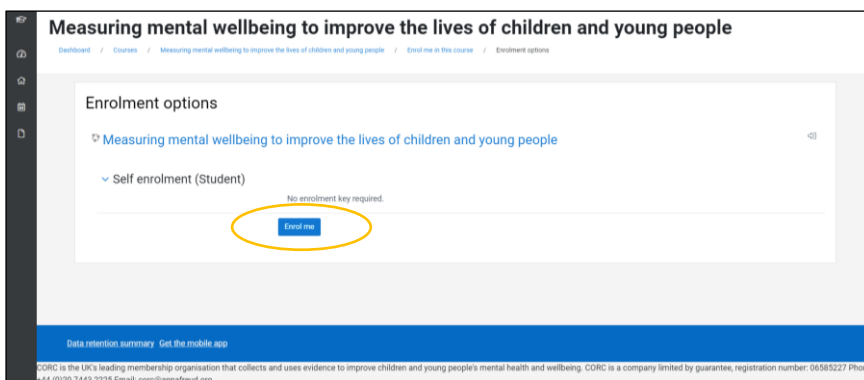
7. Click on 'Continue' and you will be taken to the eLearning dashboard where you should click on the 'Site home' icon:



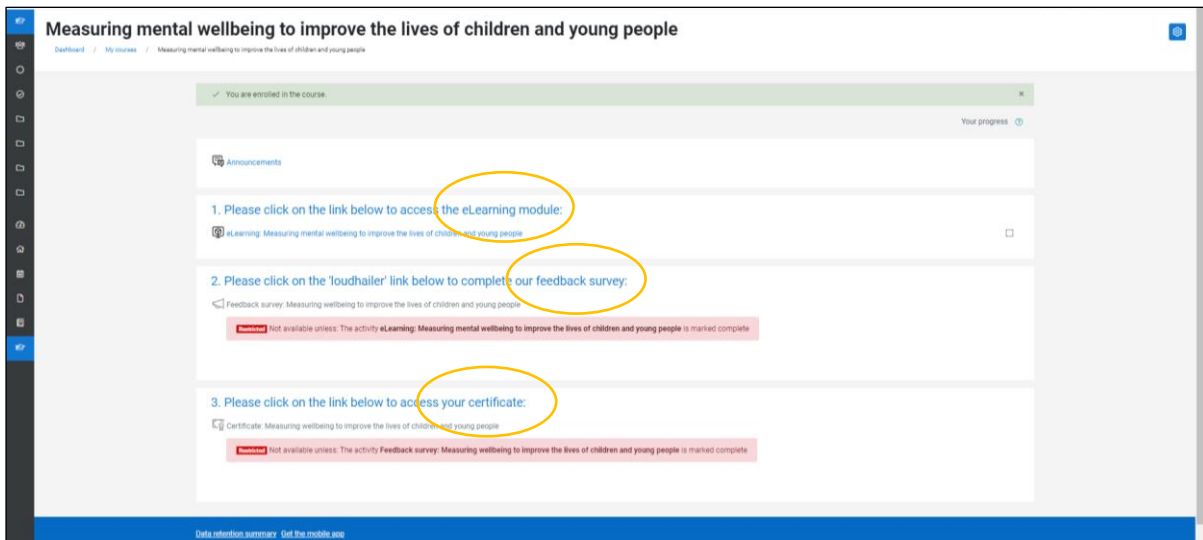
8. Under 'Available courses' click on 'Find out more' or the blue 'self-enrolment' arrow:



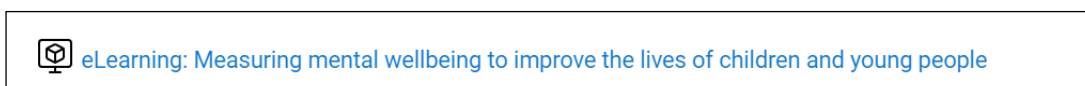
9. Click on 'Enrol me':



10. You will now see the available eLearning module, feedback survey and certificate on the webpage:



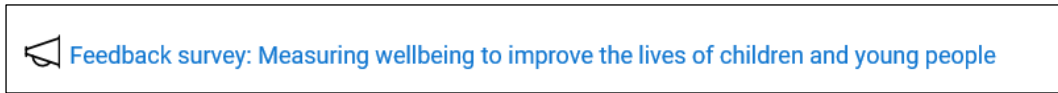
11. Click on the link to take you to the eLearning module. The course should load as a pop up for you to complete:



NB Please ensure pop ups are enabled, or you should get an option to allow a pop up. You may also need to enlarge the window to provide better navigation.

When you have finished, and completed and passed the knowledge check, you can close the pop up window.

12. Please fill out our very short feedback survey by clicking the loudhailer link:




NB You will not be able to download your certificate until you have passed the knowledge check and completed the feedback survey.

13. After completing the feedback survey, please click on the certificate link:



Click on **'View certificate'** and your certificate should appear as a downloaded PDF ready to save and/or print.

If you need to access your certificate later, this is available in your **'Profile'** under **'Dashboard'** from the dropdown menu accessed via your name next to the  icon in the top right hand corner:

